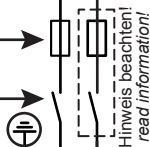
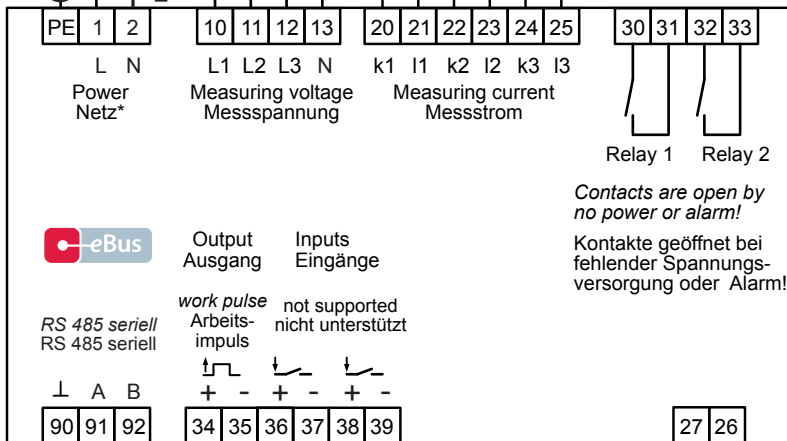


max. C2 automat - max. C2 Automat
max. 1 A slow-blow - max. 1 A träge

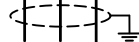
circuit breaker - Trennvorrichtung



see below
Siehe unten



I4 k4
meas. current - neutral
Messstrom - Neutralleiter



* For supply voltage, see type plate
* Versorgungsspannung siehe Typenschild